


IP-SEI-336C36C911

Enhanced Monitored Rack kWh PDU, 0U, 11kW, outlets (36)C13 and (6)C19, input plug EN 60309 (3x16A), cord 3m



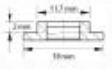

IP-SEI-336C36C911

METERED PDU

1. Summary

- vertical PDU (0 U)
- three phase 16 A
- metered input
- 42 outlets

SPECIFICATIONS

DISPLAY	LCD display with backlight and configurable orientation
CONNECTIVITY	databus: 2 x RJ45 Ethernet: RJ45 sensorport: RJ12 USB
ENCLOSURE	Profile color black, aluminium with stainless steel covers (IP20)
DIMENSIONS	L x W x D = 1130 x 65 x 52.5 mm (0U) (excl. strain relief, mounting & cable bending radius)
MOUNT	Toolless mount buttons (brackets not included) (distance=800, positions=165.0, 965.0mm) 
POWER INPUT	three phase 16 A, 230/400V - 50/60Hz
CABLE ENTRY	power entry front-side top
CABLE & PLUG	Power lead (5G2,5 halogenfree) with CEE plug 3,0m (strain relief height 2,5cm) 
INPUT METERING	volt, ampere, kWh, power factor
OUTLETS	36 x IEC 60320 C13 , 6 x IEC 60320 C19
FUSES	n/a